

Supplementary Information
for
Assessing Mitigation Strategies to Reduce Potential Exposures to
Indoor Particle Release Events

Katie Van Valkinburgh¹, Ali Mohammadi Nafchi², Ehsan Mousavi², Vincent Blouin³, Nigel Kaye⁴, and Andrew R. Metcalf^{1*}

¹Environmental Engineering and Earth Sciences, Clemson University

²Nieri Family Department of Construction Science and Management, Clemson University

³Materials Science and Engineering, Clemson University

⁴Glenn Department of Civil Engineering, Clemson University

* Corresponding author. Tel: 1-864-656-0464
E-mail address: ametcal@clemson.edu

Table S1 Classroom List

Classroom Name	Room Ventilation Type	Room Volume [m³]	Building Constructed
Classroom A	Two fan coil units	317	1958
Classroom B	Central HVAC and three fan coil units	347	1958
Classroom C	Central HVAC	402	2012
Classroom D	Central HVAC	520	1991
Classroom E	Central HVAC	268	1961

Table S2 - Testing Schedule and Setup for Classroom A.

Day	Fan Coil 1 Setting	Fan Coil 2 Setting	Mitigation Devices Deployed
Day 1	High	High	None
	High	High	None
	High	High	None
Day 2	Low	Low	None
	High	High	None
	High	High	None
	Off	High	None
Day 3	High	High	None
	High	High	Include Double Filter Layer in Fan Coil Unit
	High	High	Include Double Filter Layer in Fan Coil Unit
Day 4	High	High	HEPA (Highest Setting)
	High	High	HEPA (Highest Setting) – turned on 20 mins after release
	High	High	HEPA (Highest Setting)
	High	High	HEPA (Highest Setting)
	High	High	Modified Low-Cost Filter (Highest Setting)
	High	High	Modified Low-Cost Filter (Lowest Setting)
	High	High	Unmodified Low-Cost Filter (Lowest Setting)
	High	High	Unmodified Low-Cost Filter (Highest Setting)

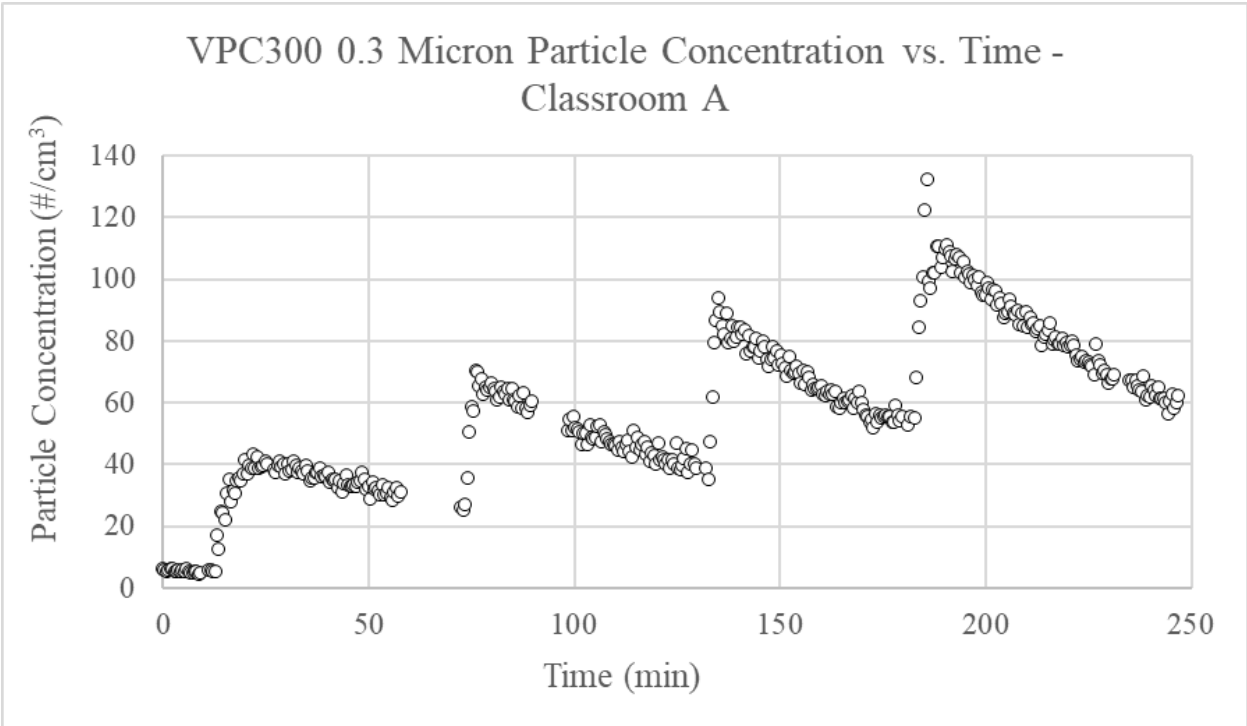


Figure S1 VPC300 Particle Concentration Measurements from Multiple Releases in Classroom A.

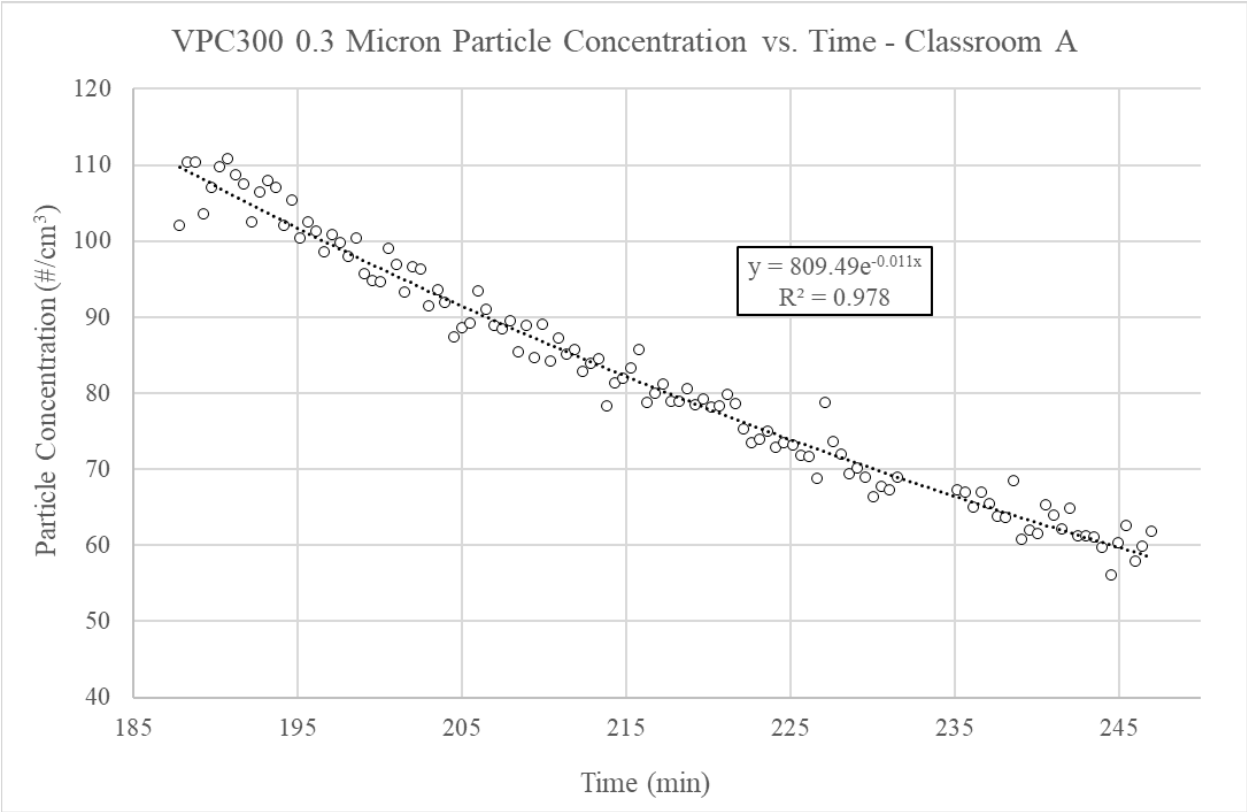


Figure S2 Data from Release 4 on Day 2 in Classroom A with both fan coil units on high.



Figure S3 Low-cost portable mitigation device: a standard box fan with a MERV13 filter taped to the intake side of the fan.

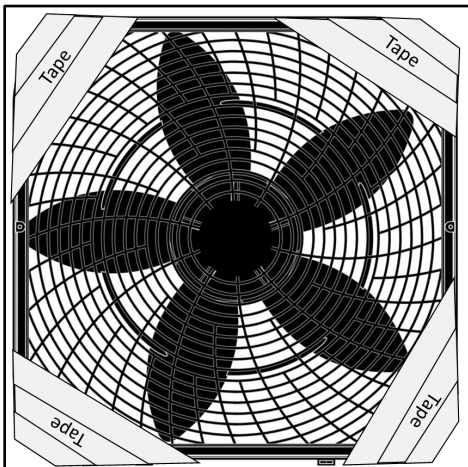


Figure S4 Diagram of modified low-cost mitigation device. The MERV13 filter was attached to the reverse side.