

# **Electrochemical Detection of Airborne Influenza Virus using Air Sampling System**

**Hyeong-U Kim<sup>1</sup>, Junhong Min<sup>2</sup>, Geunsang Park<sup>3</sup>, Dongjoo Shin<sup>3</sup>, Giwoon Sung<sup>3</sup>, Taesung Kim<sup>1,3,#</sup> and Min Ho Lee<sup>2,#</sup>**


*<sup>1</sup>SKKU Advanced Institute of Nanotechnology (SAINT), Sungkyunkwan University, 300 Chunchun-dong, Jangan-gu, Suwon 440-746, South Korea*

*<sup>2</sup>School of Integrative Engineering, Chung-Ang University, Seoul, South Korea*

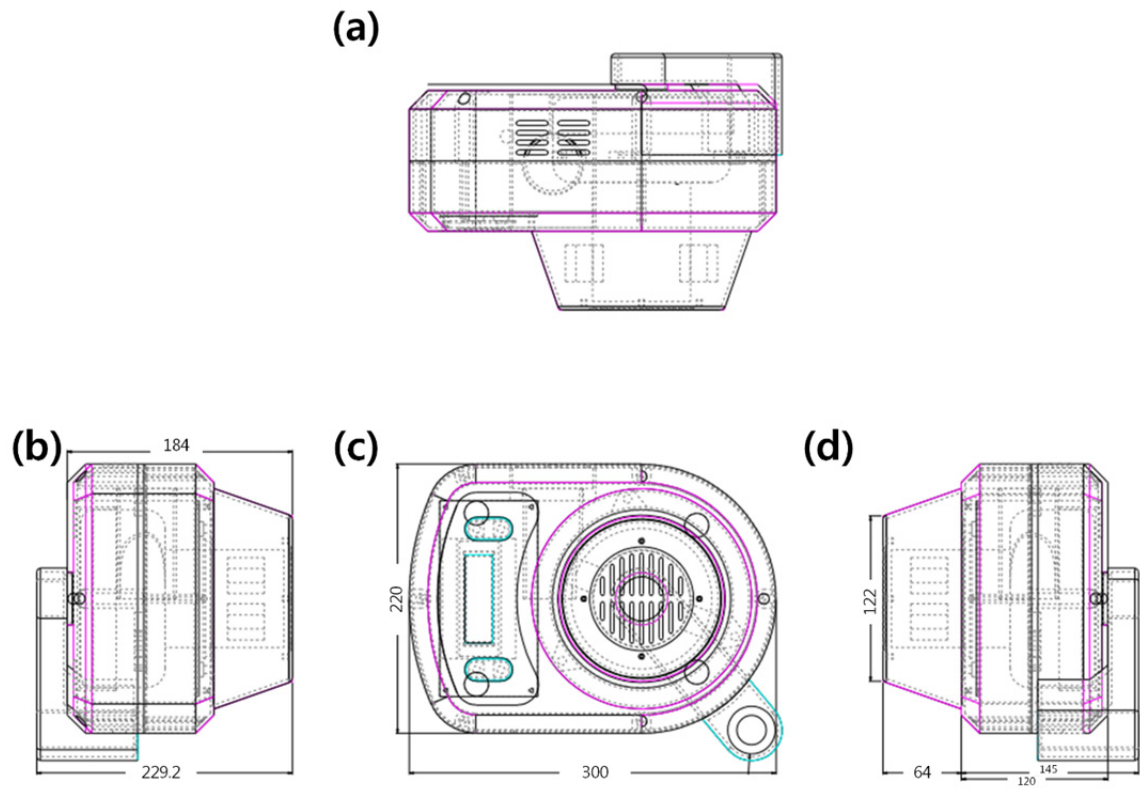
*<sup>3</sup>School of Mechanical Engineering, Sungkyunkwan University, 300 Chunchun-dong, Jangan-gu, Suwon 440-746, South Korea*

\*Corresponding author: Taesung Kim, Min Ho Lee, E-mail:


[tkim@skku.edu](mailto:tkim@skku.edu), [mhlee7@cau.ac.kr](mailto:mhlee7@cau.ac.kr) Ph. No (+82 299 7466)



**Supplementary Figure S1** (a) Experimental setup with air chamber and (b) prototype of main body (c) Each parts (d) Combined setup with air Sampler connected and air chamber



**Supplementary Figure S2** Design of main body (a) left view (b) front view (c) top view and (d) back side view



**Supplementary Figure S3** Au electrode PCB for the experiment and prototype for the measurements: (a) Au-PCB, (b) 1. Au-PCB, 2. Pt electrode, and 3. Counter electrode, and (c) photograph of the real product