

Supplementary Information for:

Characteristics and sources of speciated atmospheric mercury at a coastal site in the East China Sea region

Lei Zhang¹, Long Wang¹, Shuxiao Wang^{1,2,*}, Hongying Dou¹, Jianfeng Li¹, Shu Li¹, and Jiming Hao^{1,2}

¹ School of Environment, and State Key Joint Laboratory of Environmental Simulation and Pollution Control, Tsinghua University, Beijing 100084, China

² State Environmental Protection Key Laboratory of Sources and Control of Air Pollution Complex, Beijing 100084, China

* *Correspondence to:* Shuxiao Wang (shxwang@tsinghua.edu.cn)

Figure Captions

Fig. S1. Manual mercury monitoring system for RGM and PHg measurements.

Fig. S2. Time series of hourly TGM averages during the monitoring campaigns: (a) 2009/9/15-2009/12/17; (b) 2010/7/14-2011/2/8; (c) 2011/11/28-2012/4/27.

Fig. S3. Time series of hourly RGM and PHg averages during the campaigns: (a) 2010/7/15-2010/8/13; (b) 2010/10/10-2010/11/9; (c) 2010/12/27-2011/1/29; (d) 2012/2/26-2012/3/25.

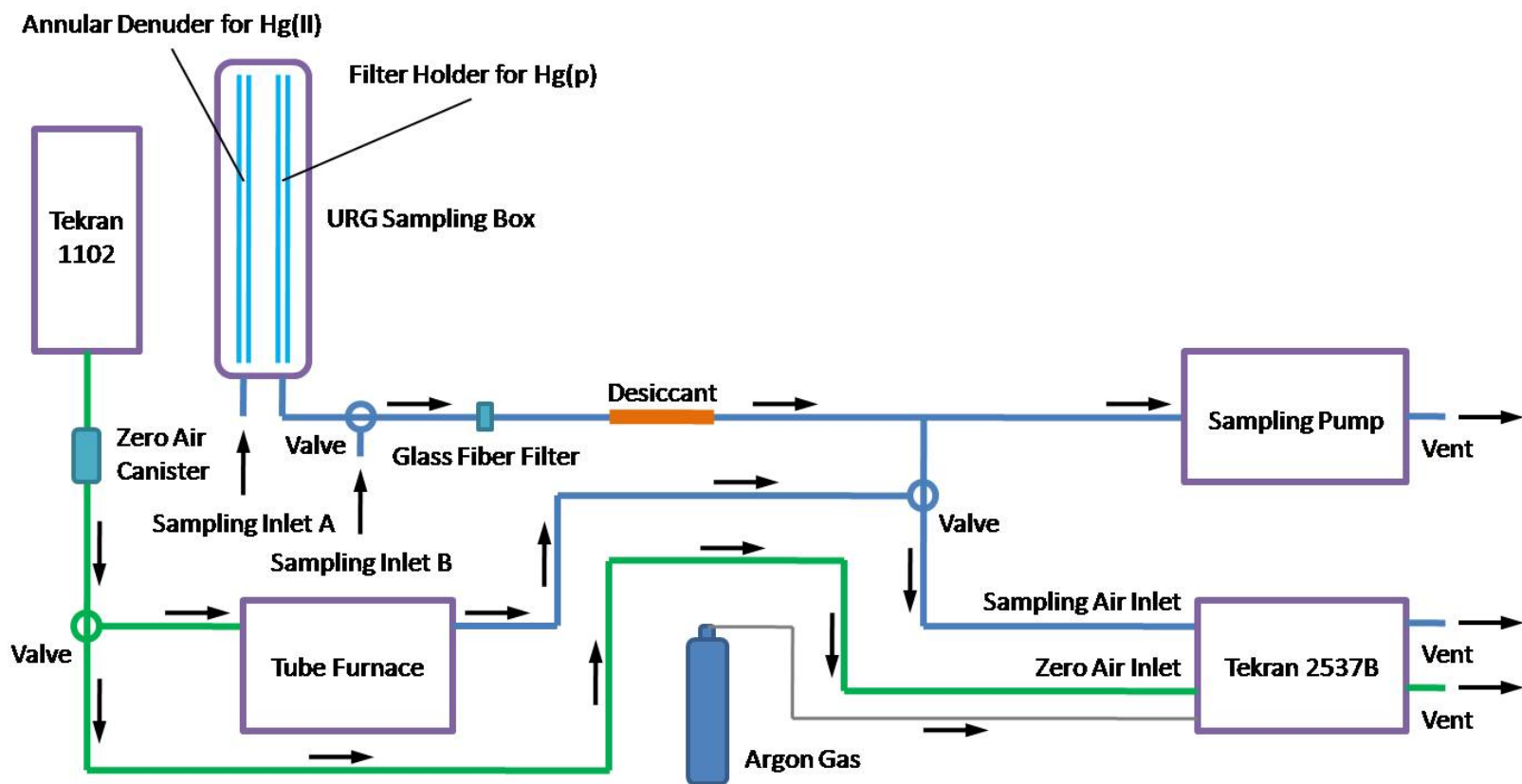


Fig. S1. Manual mercury monitoring system for RGM and PHg measurements.

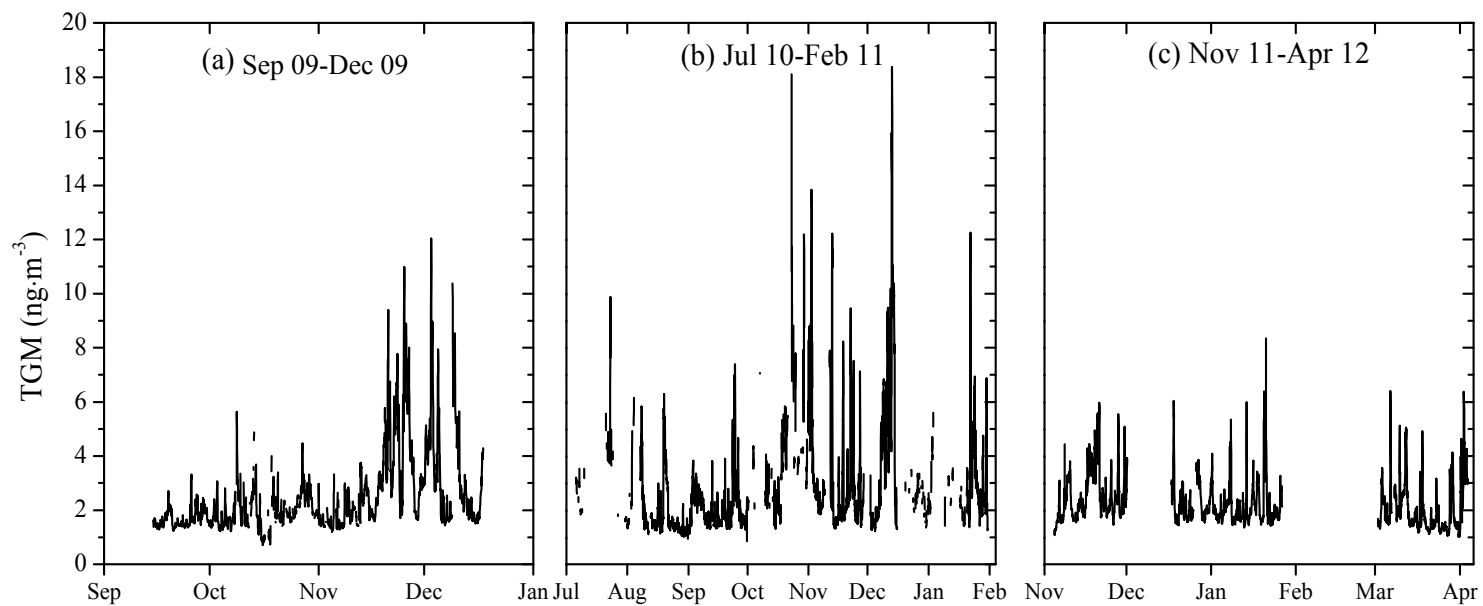


Fig. S2. Time series of hourly TGM averages during the monitoring campaigns: (a) 2009/9/15-2009/12/17; (b) 2010/7/14-2011/2/8; (c) 2011/11/28-2012/4/27.

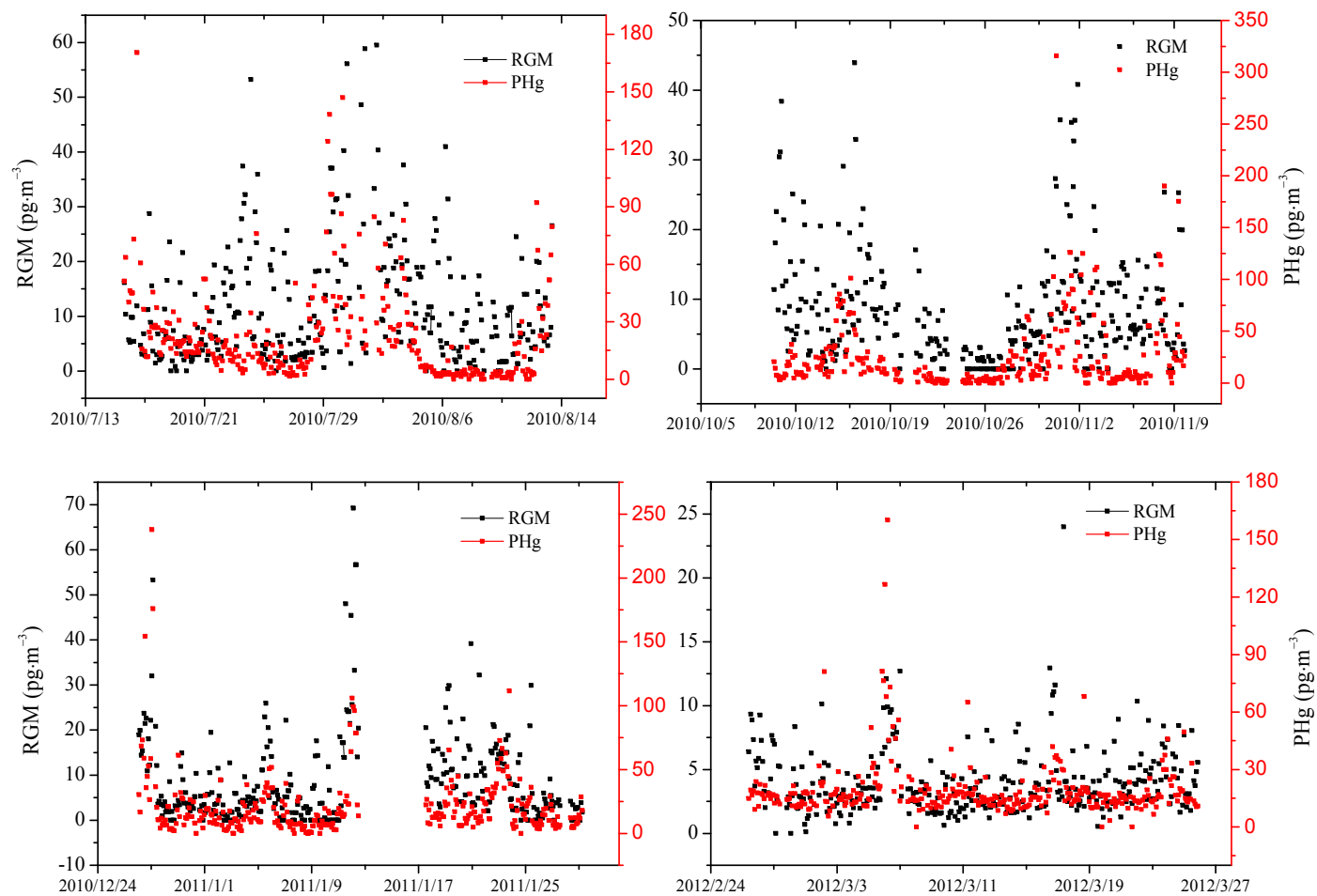


Fig. S3. Time series of hourly RGM and PHg averages during the campaigns: (a) 2010/7/15-2010/8/13; (b) 2010/10/10-2010/11/9; (c) 2010/12/27-2011/1/29; (d) 2012/2/26-2012/3/25.